

# IMMINGHAM EASTERN RO-RO TERMINAL



Engineering Sections, Drawings and Plans

Document Reference 2.6

APFP Regulations 2009 – Regulation 5(2)(o)

PINS Reference – TR030007

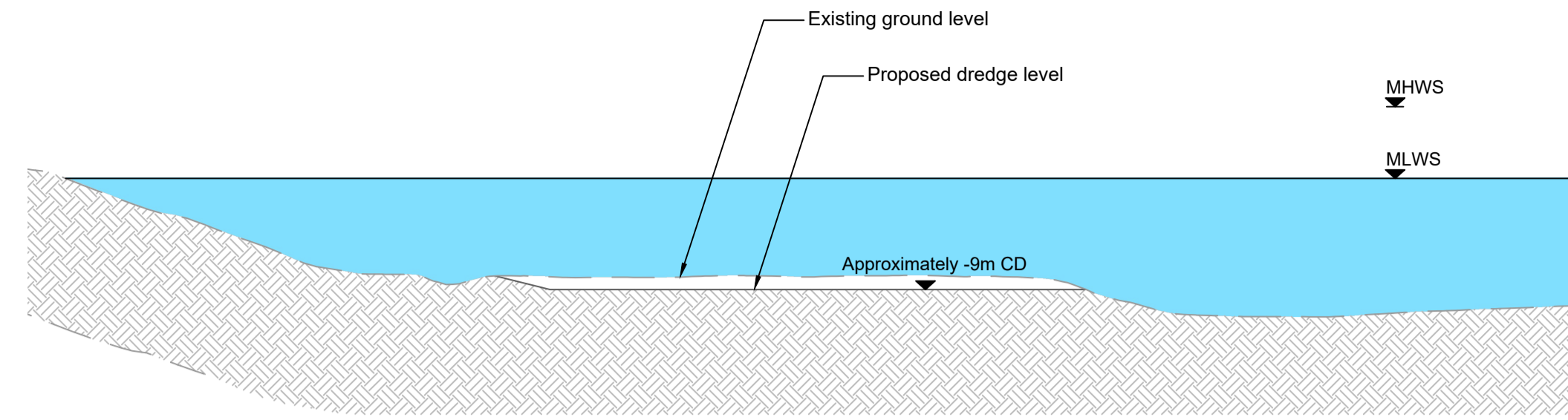
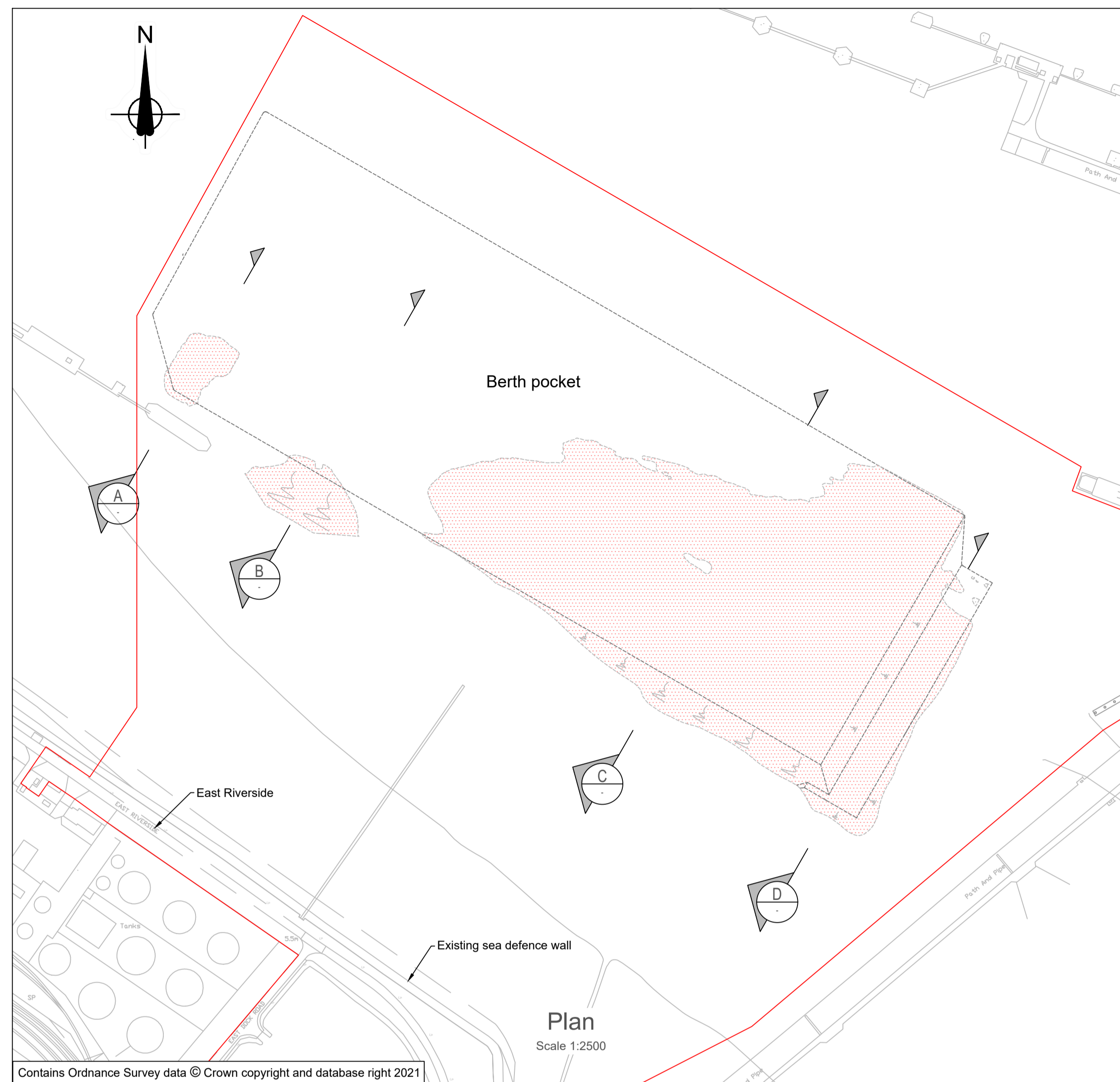
October 2023

# Document Information

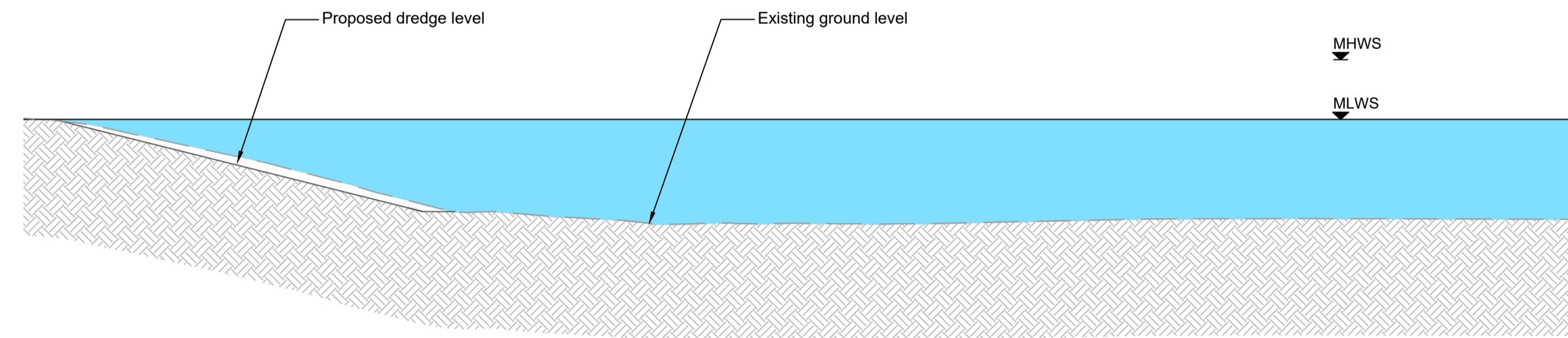
Document Information	
<b>Project</b>	Immingham Eastern Ro-Ro Terminal
<b>Document title</b>	Engineering Sections, Drawings and Plans
<b>Commissioned by</b>	Associated British Ports
<b>Document ref</b>	2.6
<b>APFP Reg 2009</b>	Regulation 5(2)(o)
<b>Prepared by</b>	Clyde & Co LLP

Date	Version	Revision Details
03/2023	02 – PINS Section 51 Advice	Sections amended per PINS Advice Note dated 6 March 2023
10/2023	03 – Deadline 4	Response to Submissions received from IPs


\\ukfspp02\Maritime\PROJECTS\Ports\VT\B2429400-ABP-Project\Sugar\1100-Design & Engineering\1102-Drawings\01-Preliminary\02-DCO Drawings\B2429400-JAC-00-ZZ-DR-ZZ-0711 - HillsRJ - 08/02/2023 16:49:55 - 0711 - HillsRJ




Work No. 2 - Section A-A  
Scale 1:500



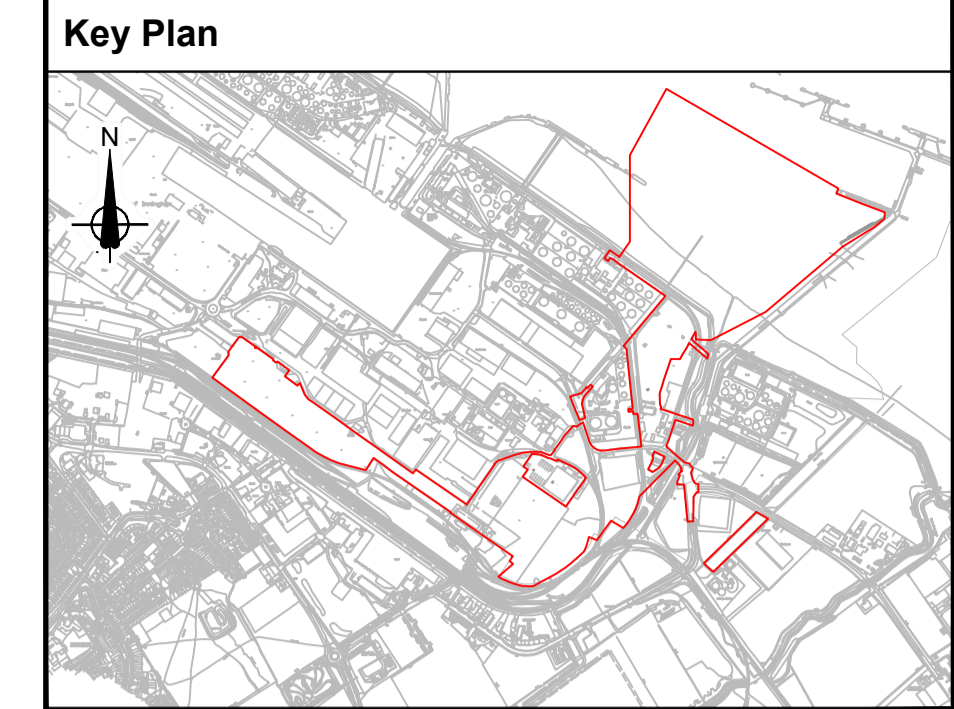
Work No. 2 - Section B-B  
Scale 1:500



Work No. 2 - Section C-C  
Scale 1:500



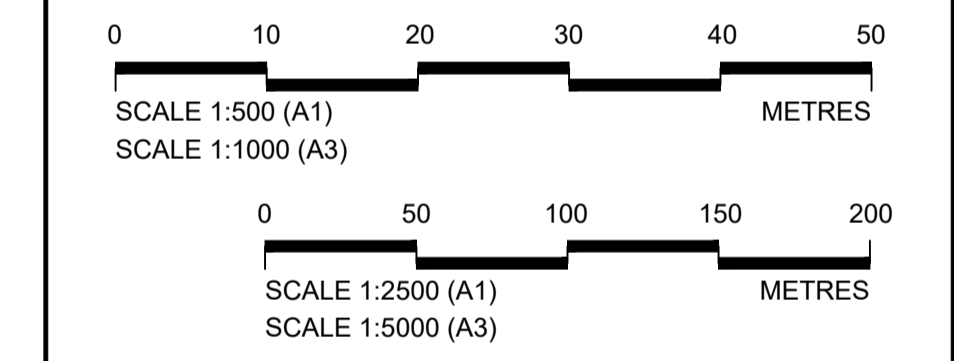
Work No. 2 - Section D-D  
Scale 1:500



- General Notes**
- All dimensions are in metres unless noted otherwise.
  - These engineering sections and plans should be read in conjunction with the key plan and alongside other plans in the development consent order application. In particular the works plan and Schedule 1 (Authorised Development) to the development consent order.
  - Work No. references are detailed in Schedule 1 (Authorised Development) to the development consent order.
  - These engineering sections and plans will be subject to detailed design development; and changes will be limited to being within the order limits and any other constraints included in the development consent order.
  - Location of proposed infrastructure shown indicatively.

**Legend**

<span style="color: red;">—</span>	Order Limits
<span style="background-color: #f0f0f0; border: 1px solid black; display: inline-block; width: 10px; height: 10px;"></span>	Proposed extents of dredging
<span style="background-color: #cccccc; border: 1px solid black; display: inline-block; width: 10px; height: 10px;"></span>	Existing sea bed
<span style="background-color: #00bfff; border: 1px solid black; display: inline-block; width: 10px; height: 10px;"></span>	Tidal water



P02	February 2023	Submission Version	AJM	RH	RH	CN
P01	January 2023	Submission Version	AJM	RH	RH	CN
Rev	Rev. Date	Purpose of revision	Orig	Check	Rev	Apprv

**Jacobs**  
95 Bothwell St, Glasgow, G2 7HX  
Tel: +44(0)141 243 8000 Fax: +44(0)141 226 3109  
www.jacobs.com

Client  
**ABP | ASSOCIATED BRITISH PORTS**

Project  
**IMMINGHAM EASTERN RO-RO TERMINAL**

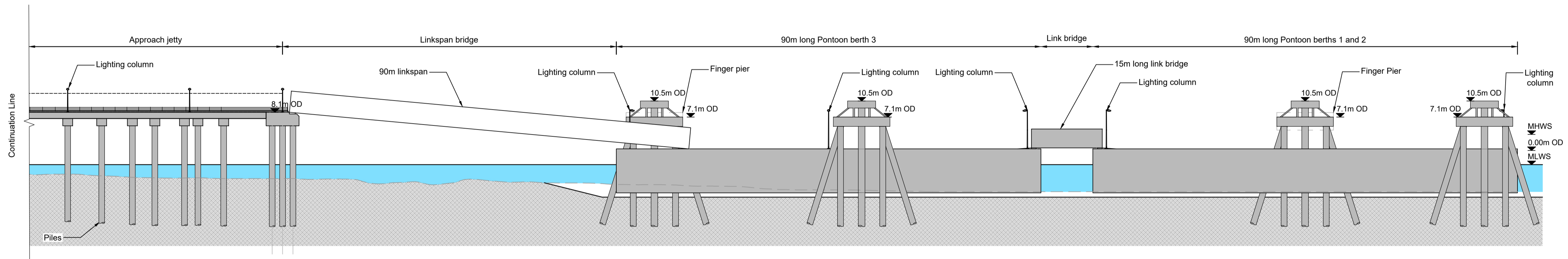
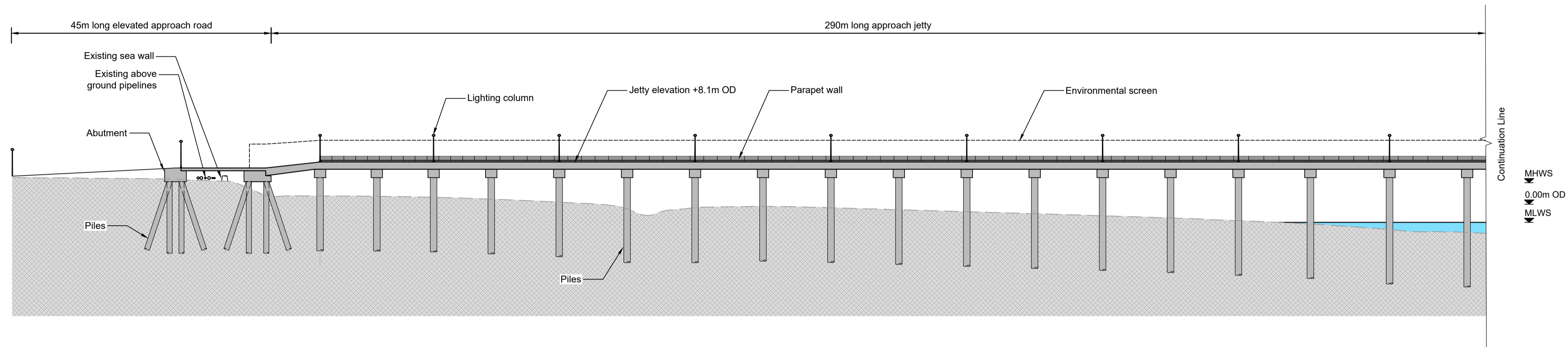
Drawing title  
**ENGINEERING SECTIONS & PLANS ILLUSTRATIVE CROSS SECTIONS EXTENT AND DEPTH OF DREDGING REGULATION 5(2)(o)**

Drawing status	SUBMISSION VERSION	Suitability	S4
Scale	AS SHOWN @ A1		
Jacobs No.	B2429400		
Client No.			P02

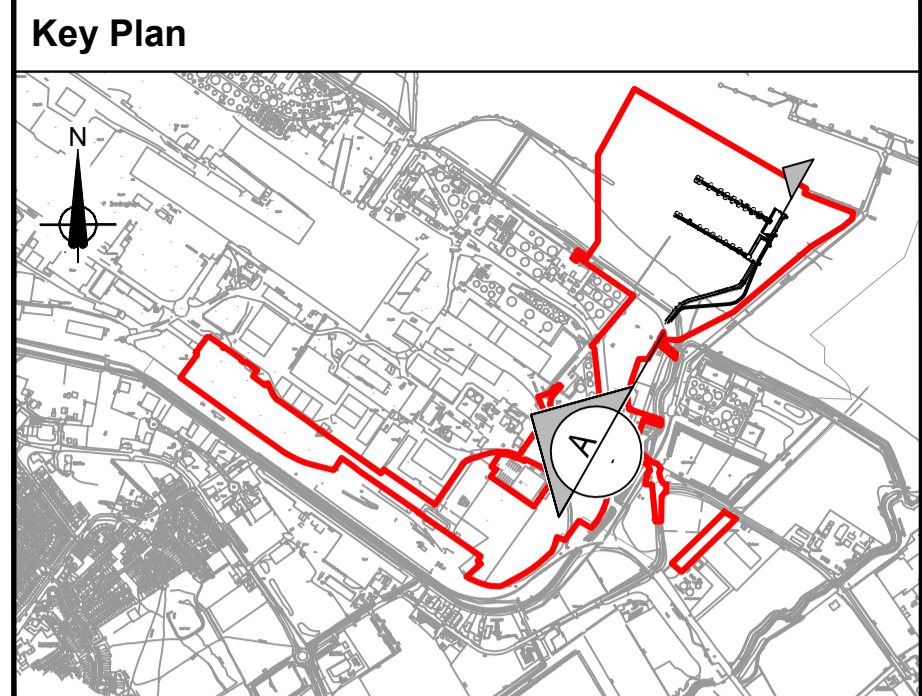
Drawing number  
**B2429400-JAC-00-ZZ-DR-ZZ-0711**

© Copyright 2022 Jacobs U.K. Limited. The concepts and information contained in this document are the property of Jacobs. Use or copying of this document in whole or in part without the written permission of Jacobs constitutes an infringement of copyright. Limitation: This drawing has been prepared on behalf of, and for the exclusive use of, the Client. Jacobs accepts no liability or responsibility whatsoever for, or in respect of, any use of, or reliance upon, this drawing by any third party.

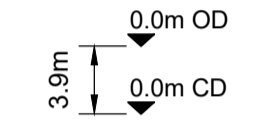
\\uksp02\Maritime\PROJECTS\Ports\VT\B2429400-ABP-Project\Sugar\1100 Design & Engineering\1102 Drawings\02 DCO Drawings\02.1 B2429400-JAC-00-ZZ-DR-ZZ-0720 P02.1.dwg - 18/09/2023 18:07:56 - 0720 - EvansA1



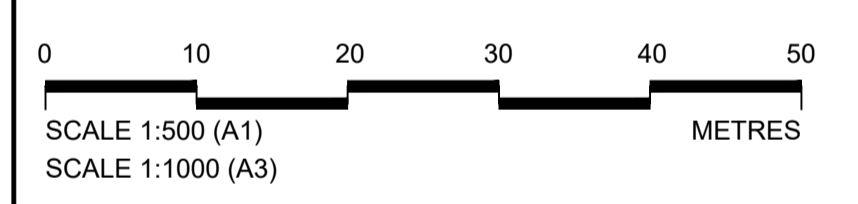
Work No. 1 and 2 - Section A-A  
Scale 1:500



- General Notes**
- All dimensions are in metres unless noted otherwise.
  - These engineering sections and plans should be read in conjunction with the key plan and alongside other plans in the development consent order application. In particular the works plan and Schedule 1 (Authorised Development) to the development consent order.
  - Work No. references are detailed in Schedule 1 (Authorised Development) to the development consent order.
  - These engineering sections and plans will be subject to detailed design development; and changes will be limited to being within the order limits and any other constraints included in the development consent order.
  - Location of proposed infrastructure shown indicatively.
  - The relationship between ordnance datum and chart datum refer to the diagram below:



- Legend**
- Existing sea bed
  - Tidal water



P02.1	September 2023	Deadline 4 submission	DT	RH	RH	CN
P02	February 2023	Submission Version	AJM	RH	RH	CN
P01	January 2023	Submission Version	AJM	RH	RH	CN
Rev	Rev. Date	Purpose of revision	Orig	Check	Rev	Apprv

**Jacobs**  
95 Bothwell St, Glasgow, G2 7HX  
Tel: +44(0)141 243 8000 Fax: +44(0)141 226 3109  
www.jacobs.com

Client  
**ABP | ASSOCIATED BRITISH PORTS**

Project  
IMMINGHAM EASTERN  
RO-RO TERMINAL

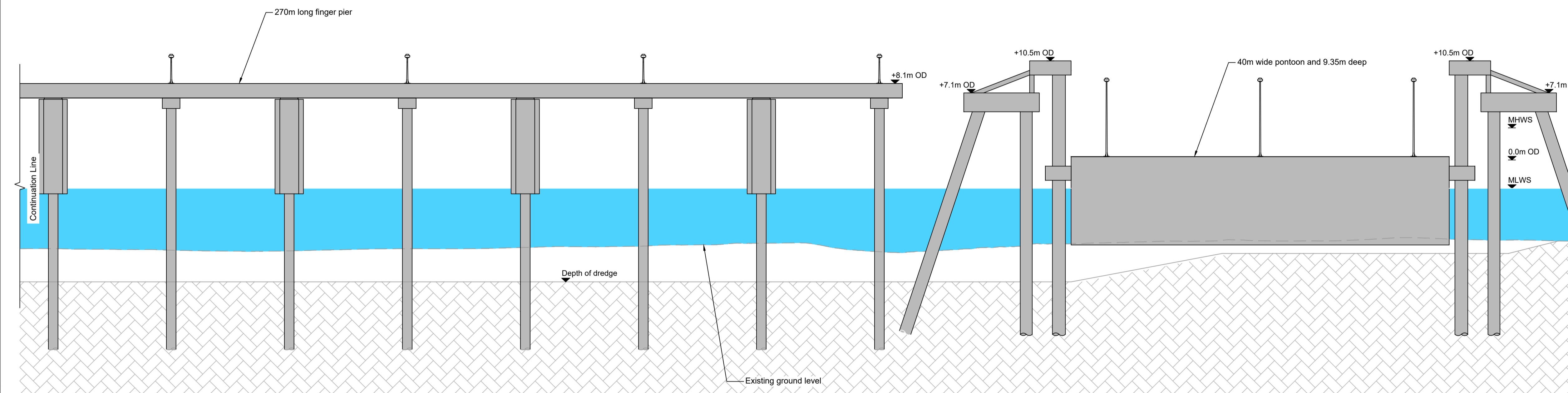
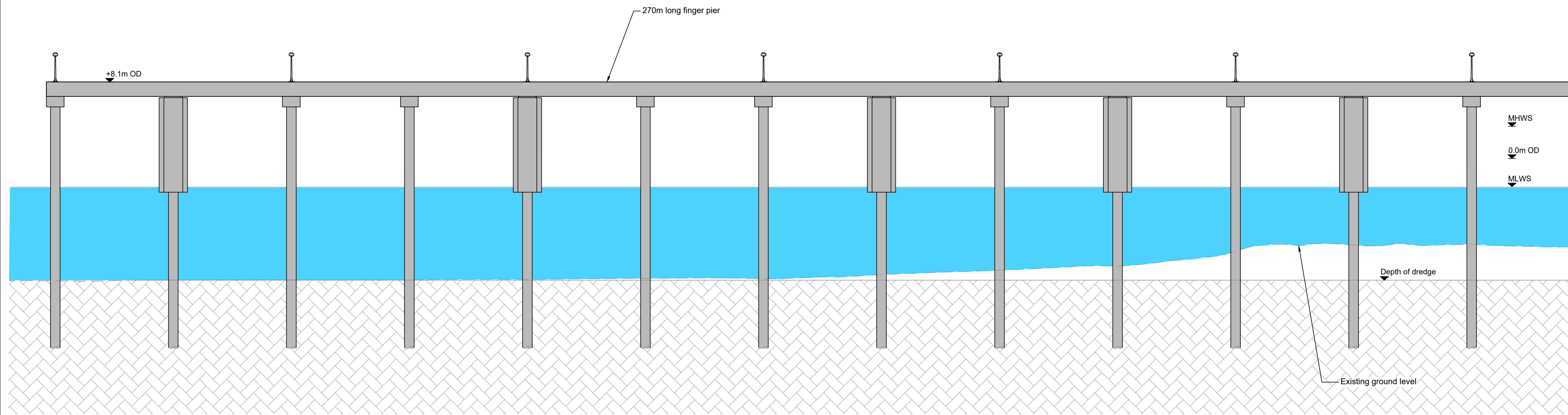
Drawing title  
**ENGINEERING SECTIONS & PLANS  
ILLUSTRATIVE CROSS SECTIONS  
RORO BERTHS  
REGULATION 5(2)(o)**

Drawing status	SUBMISSION VERSION	Suitability	S4
Scale	AS SHOWN @ A1		
Jacobs No.	B2429400	Rev	
Client No.		Rev	P02.1

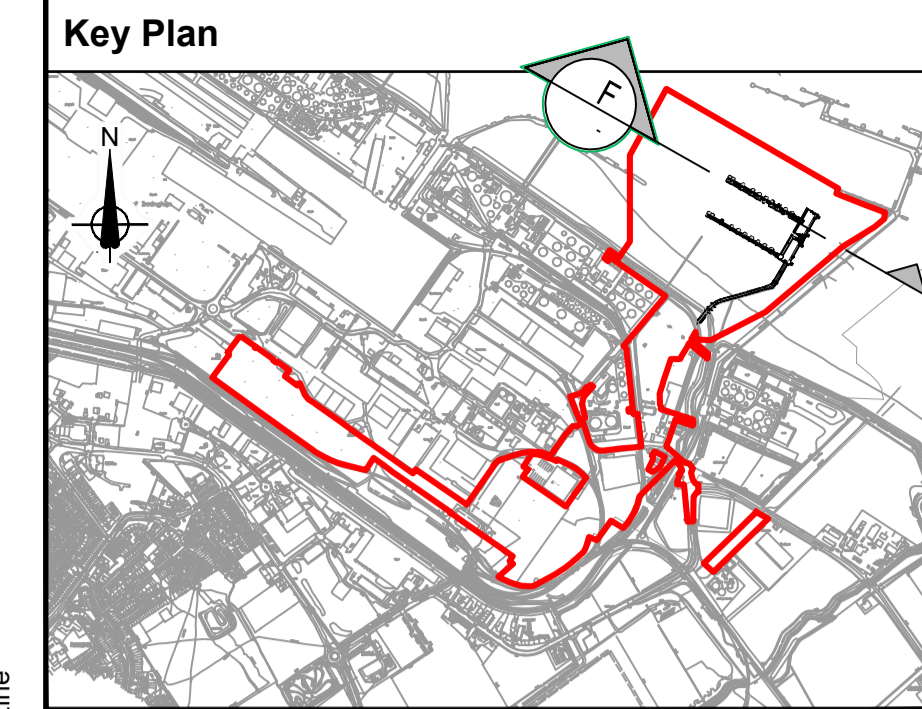
Drawing number  
**B2429400-JAC-00-ZZ-DR-ZZ-0720**

© Copyright 2022 Jacobs U.K. Limited. The concepts and information contained in this document are the property of Jacobs. Use or copying of this document in whole or in part without the written permission of Jacobs constitutes an infringement of copyright. Limitation: This drawing has been prepared on behalf of, and for the exclusive use of, the Client. Jacobs accepts no liability or responsibility whatsoever for, or in respect of, any use of, or reliance upon, this drawing by any third party.

\\uksp02\Maritime\PROJECTS\Ports\VT\B2429400-ABP-Project\Sugar\1100 Design & Engineering\1102 Drawings\01 Preliminary\02 DCO Drawings\02.1 B2429400-JAC-00-ZZ-DR-ZZ-0722 - P02.1.dwg - 18/09/2023 18:24:33 - 0722 - EvansA1



Work No. 1 & 2 - Section F-F  
Scale 1:250



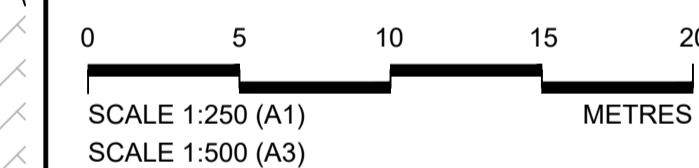
**General Notes**

- All dimensions are in metres unless noted otherwise.
- These engineering sections and plans should be read in conjunction with the key plan and alongside other plans in the development consent order application. In particular the works plan and Schedule 1 (Authorised Development) to the development consent order.
- Work No. references are detailed in Schedule 1 (Authorised Development) to the development consent order.
- These engineering sections and plans will be subject to detailed design development; and changes will be limited to being within the order limits and any other constraints included in the development consent order.
- Location of proposed infrastructure shown indicatively.
- The relationship between ordnance datum and chart datum refer to the diagram below:



**Legend**

- Order Limits
- Existing sea bed
- Tidal water



P02.1	September 2023	Deadline 4 submission	DT	RH	RH	CN
P02	February 2023	Submission Version	AJM	RH	RH	CN
P01	January 2023	Submission Version	AJM	RH	RH	CN
Rev	Rev. Date	Purpose of revision	Orig	Check	Rev	Apprv

**Jacobs**

95 Bothwell St, Glasgow, G2 7HX  
Tel: +44(0)141 243 8000 Fax: +44(0)141 226 3109  
www.jacobs.com



Client  
**IMMINGHAM EASTERN  
RO-RO TERMINAL**

Drawing title  
**ENGINEERING SECTION & PLANS  
ILLUSTRATIVE CROSS SECTIONS  
FINGER PIERS  
REGULATION 5(2)(o)**

Drawing status  
**SUBMISSION VERSION** Suitability **S4**

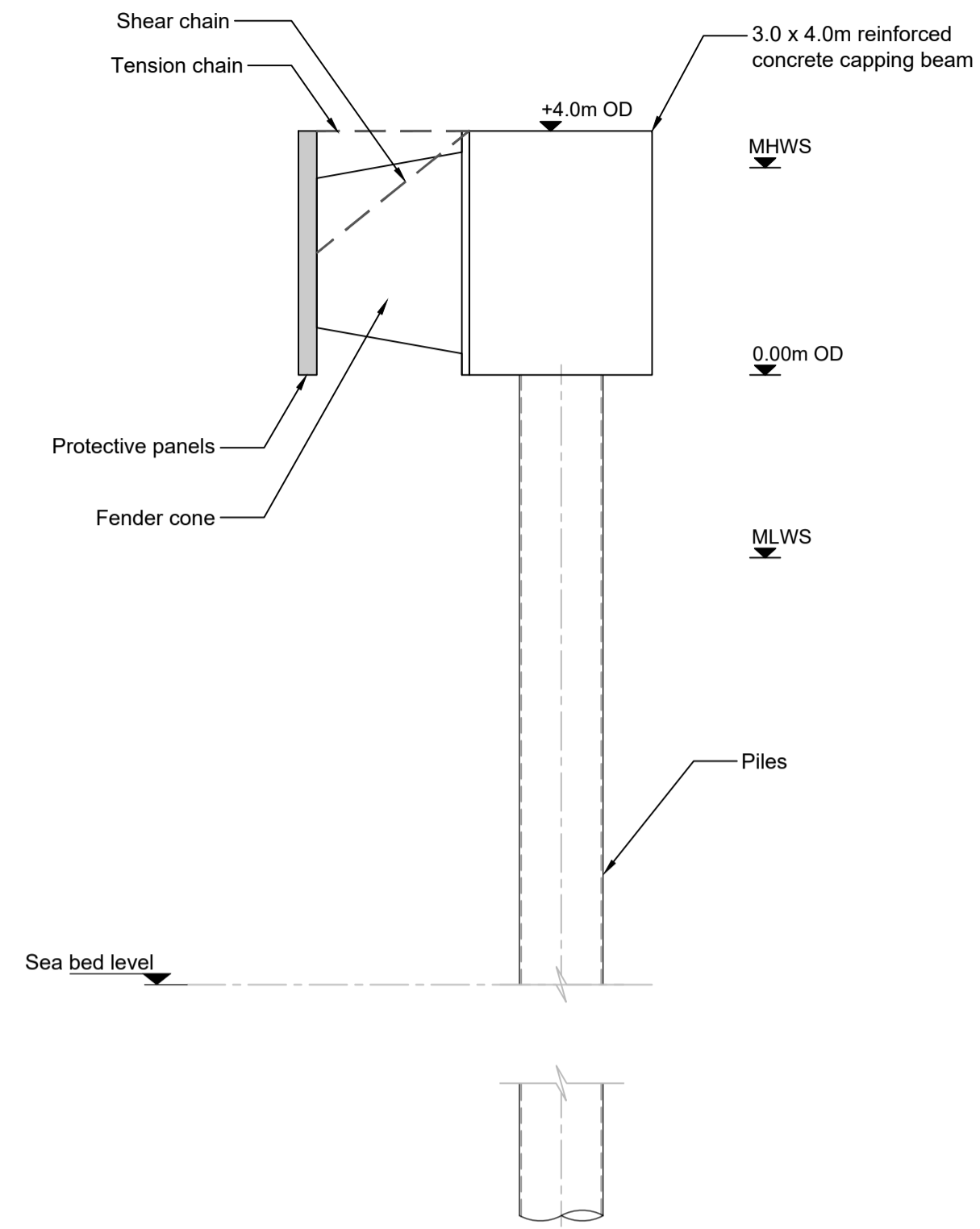
Scale  
AS SHOWN @ A1

Jacobs No. B2429400 Rev  
Client No. P02.1

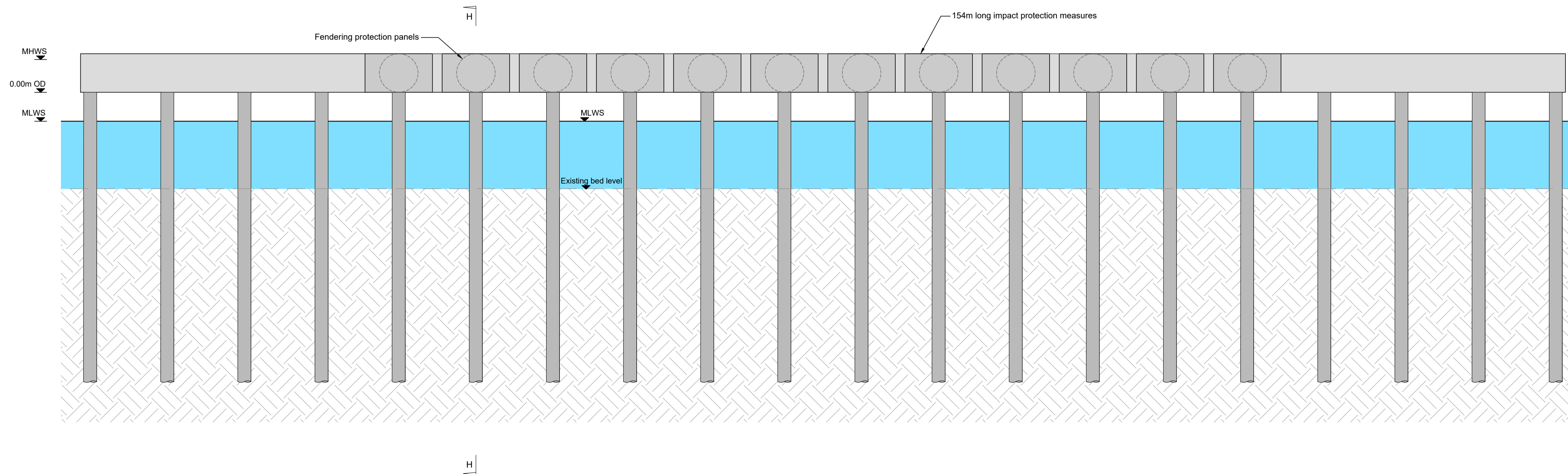
Drawing number  
**B2429400-JAC-00-ZZ-DR-ZZ-0722**

© Copyright 2022 Jacobs U.K. Limited. The concepts and information contained in this document are the property of Jacobs. Use or copying of this document in whole or in part without the written permission of Jacobs constitutes an infringement of copyright. Limitation: This drawing has been prepared on behalf of, and for the exclusive use of, the Client, and is subject to, and issued in accordance with, the provisions of the contract between Jacobs and the Client. Jacobs accepts no liability or responsibility whatsoever for, or in respect of, any use of, or reliance upon, this drawing by any third party.

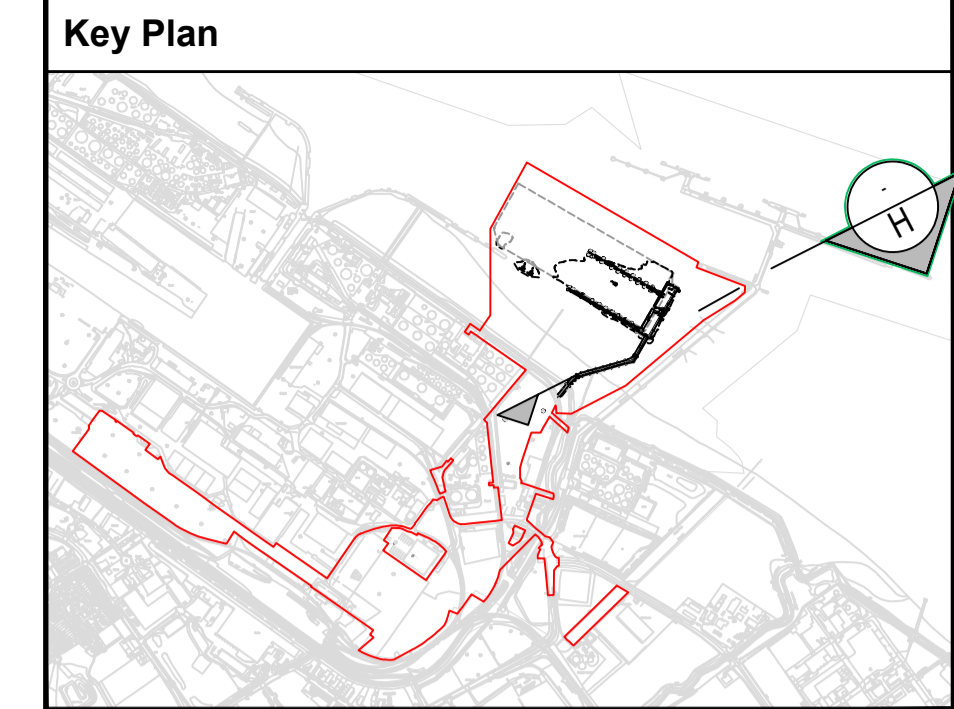
\\ukfspp02.europe.jacobs.com\Maritime\PROJECTS\Ports\VT\B2429400 ABP Project Sugar\1100 Design & Engineering\1102 Drawings\01 Preliminary\02 DCO Drawings\02.1B2429400-JAC-00-ZZ-DR-ZZ-0723 P02.1.dwg - 12/09/2023 10:42:52 - TALBOTDK



Work No. 3 - Section H-H  
Scale 1:100



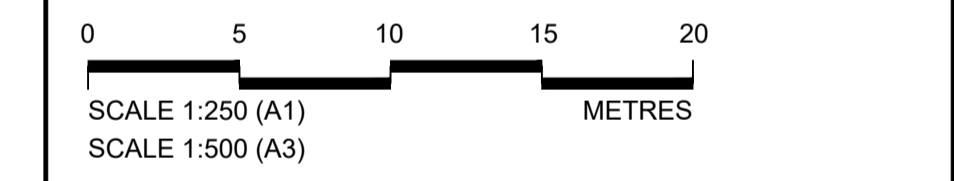
Work No. 3 - Section G-G  
Scale 1:250



- General Notes:**
- All dimensions are in metres unless otherwise stated.
  - Numbered works are references to works in schedule 1 (Authorised Development) to the Development Consent Order.
  - The works will be subject to Detailed Design Development in accordance with the Development Consent Order.
  - These works plans should be read in conjunction with the Engineering Sections and Plans. The Development Consent Order provides for vertical deviation with reference to the levels of the works shown on the Engineering Sections and Plans.
  - Location of proposed infrastructure shown indicatively.

**Legend**

- Order Limits
- Existing sea bed
- Tidal water



P02.1	September 2023	Deadline 4 submission	DT	RH	RH	CN
P02	February 2023	Submission Version	AJM	RH	RH	CN
P01	January 2023	Submission Version	AJM	RH	RH	CN
Rev	Rev. Date	Purpose of revision	Orig	Check	Rev	Apprv

**Jacobs**  
95 Bothwell St, Glasgow, G2 7HX  
Tel: +44(0)141 243 8000 Fax: +44(0)141 226 3109  
www.jacobs.com

Client  
**ABP ASSOCIATED BRITISH PORTS**

Project  
**IMMINGHAM EASTERN RO-RO TERMINAL**

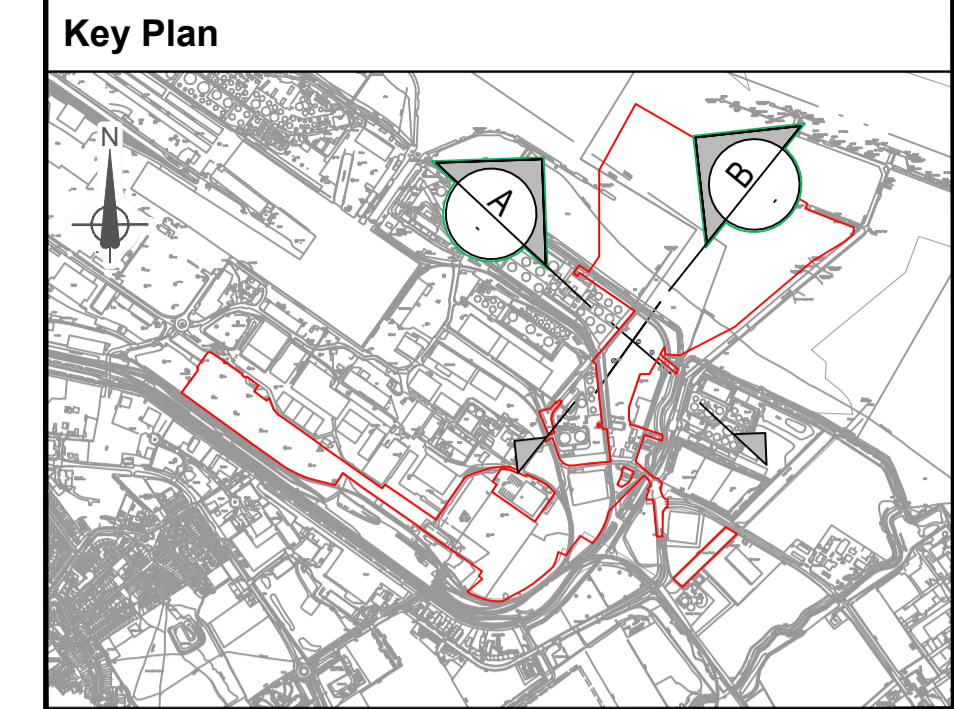
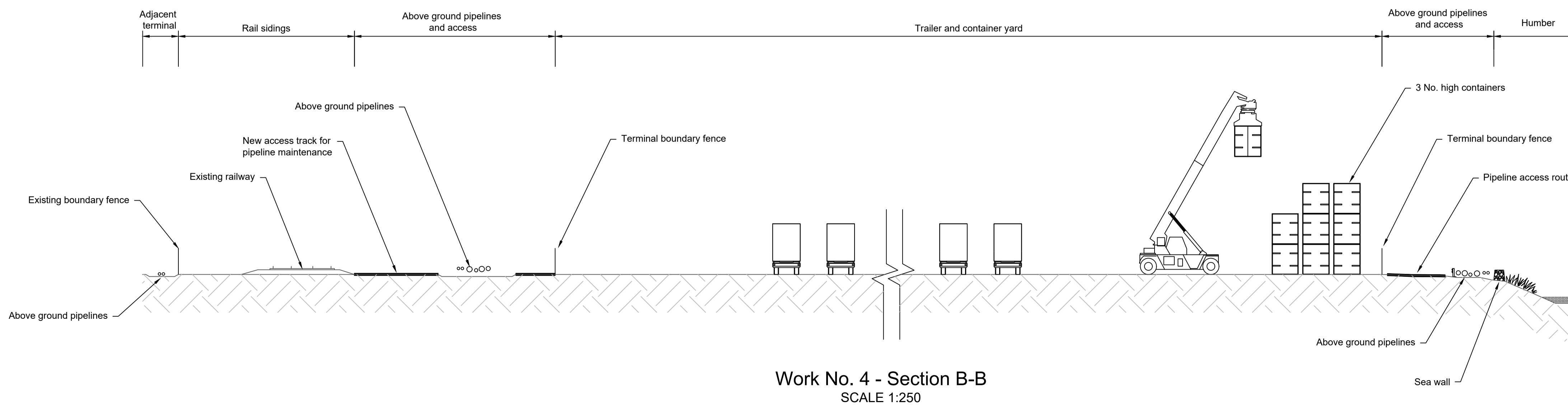
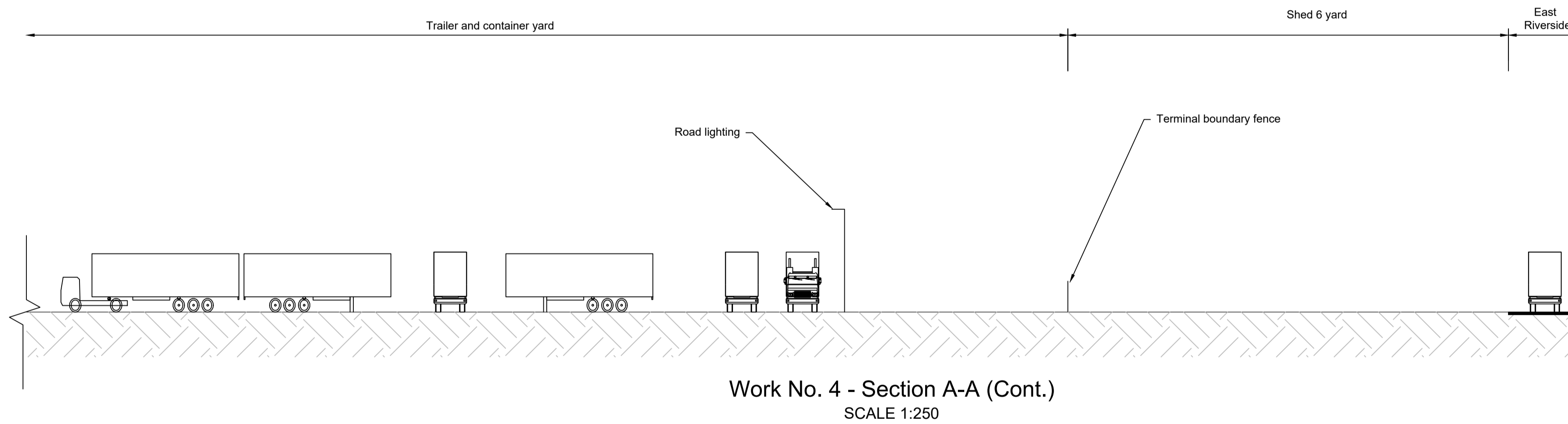
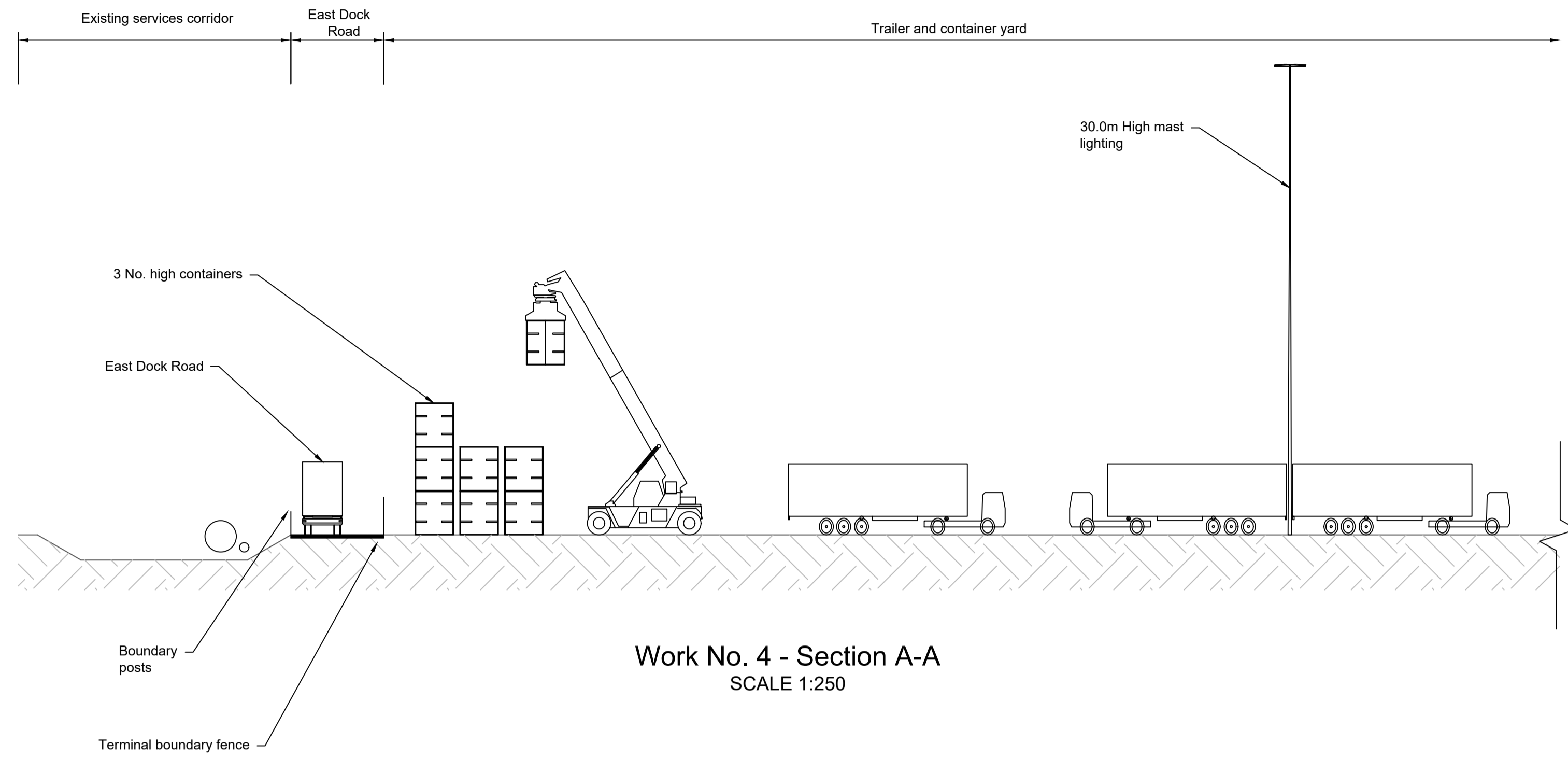
Drawing title  
**ENGINEERING SECTIONS & PLANS  
ILLUSTRATIVE CROSS SECTIONS  
IMPACT PROTECTION MEASURES  
REGULATION 5(2)(c)**

Drawing status	SUBMISSION VERSION	Suitability	S4
Scale	AS SHOWN @ A1		
Jacobs No.	B2429400	Rev	
Client No.			P02.1

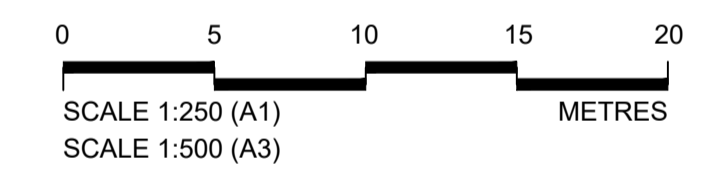
Drawing number  
**B2429400-JAC-00-ZZ-DR-ZZ-0723**

© Copyright 2022 Jacobs U.K. Limited. The concepts and information contained in this document are the property of Jacobs. Use or copying of this document in whole or in part without the written permission of Jacobs constitutes an infringement of copyright. Limitation: This drawing has been prepared on behalf of, and for the exclusive use of, the Client. Jacobs accepts no liability or responsibility whatsoever for, or in respect of, any use of, or reliance upon, this drawing by any third party.

\\ukfspp02\Maritime\PROJECTS\Ports\VT\B2429400-ABP-Project\Sugar\1100-Design & Engineering\1102-Drawings\01-Preliminary\02-DCO Drawings\B2429400-JAC-00-ZZ-DR-ZZ-0740-P03.dwg - 15/03/2023 15:24:43 - 0740 - HillsRJ



- General Notes**
1. ALL DIMENSIONS ARE IN MILLIMETRES UNLESS STATED OTHERWISE
  2. THESE ENGINEERING SECTIONS AND PLANS SHOULD BE READ IN CONJUNCTION WITH THE KEY PLAN AND ALONGSIDE OTHER PLANS IN THE DEVELOPMENT CONSENT ORDER APPLICATION, IN PARTICULAR THE WORKS PLANS AND SCHEDULE 1 (AUTHORISED DEVELOPMENT) TO THE DEVELOPMENT CONSENT ORDER.
  3. WORK No. REFERENCES ARE DETAILED IN SCHEDULE 1 (AUTHORISED DEVELOPMENT) TO THE DEVELOPMENT CONSENT ORDER.
  4. THESE ENGINEERING SECTIONS AND PLANS WILL BE SUBJECT TO DETAILED DESIGN DEVELOPMENT; AND CHANGES WILL BE LIMITED TO BEING WITHIN THE ORDER LIMITS AND ANY OTHER CONSTRAINTS INCLUDED IN THE DEVELOPMENT CONSENT ORDER.
  5. LOCATION OF PROPOSED INFRASTRUCTURE SHOWN INDICATIVELY.



P03	March 2023	Sections amended per PINS Advice Note (dated 6 March 2023)	AE	RH	RH	CN
P02	February 2023	Submission Version	AJM	RH	RH	CN
P01	January 2023	Submission Version	AJM	RH	RH	CN
Rev	Rev. Date	Purpose of revision	Orig	Check	Rev	Apprv

**Jacobs**  
 95 Bothwell St, Glasgow, G2 7HX  
 Tel: +44(0)141 243 8000 Fax: +44(0)141 226 3109  
 www.jacobs.com

Client

Project  
**IMMINGHAM EASTERN RO-RO TERMINAL**

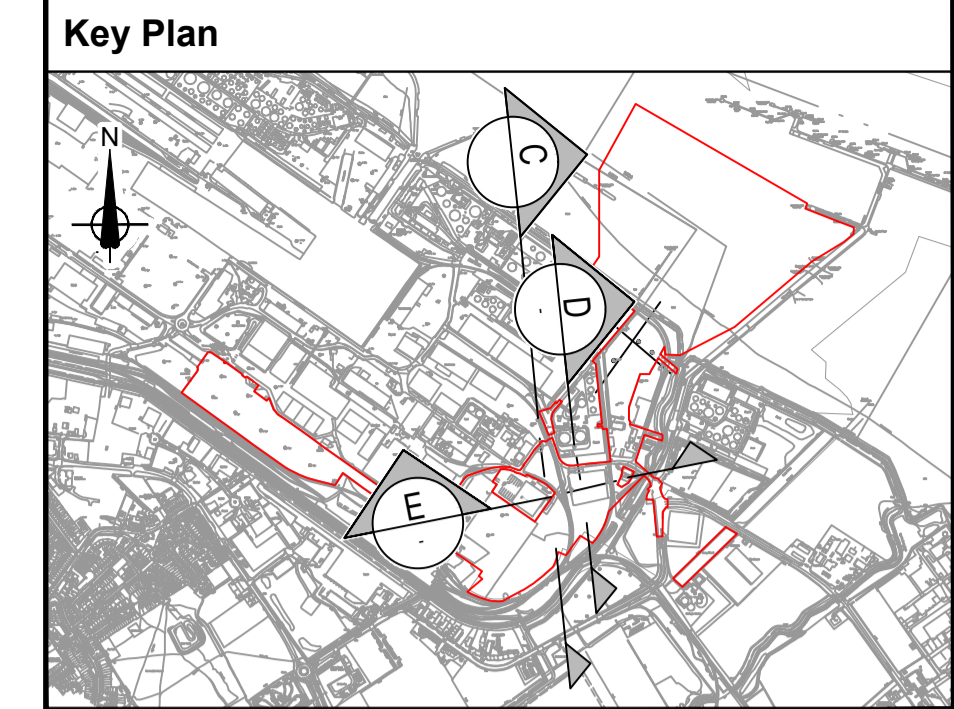
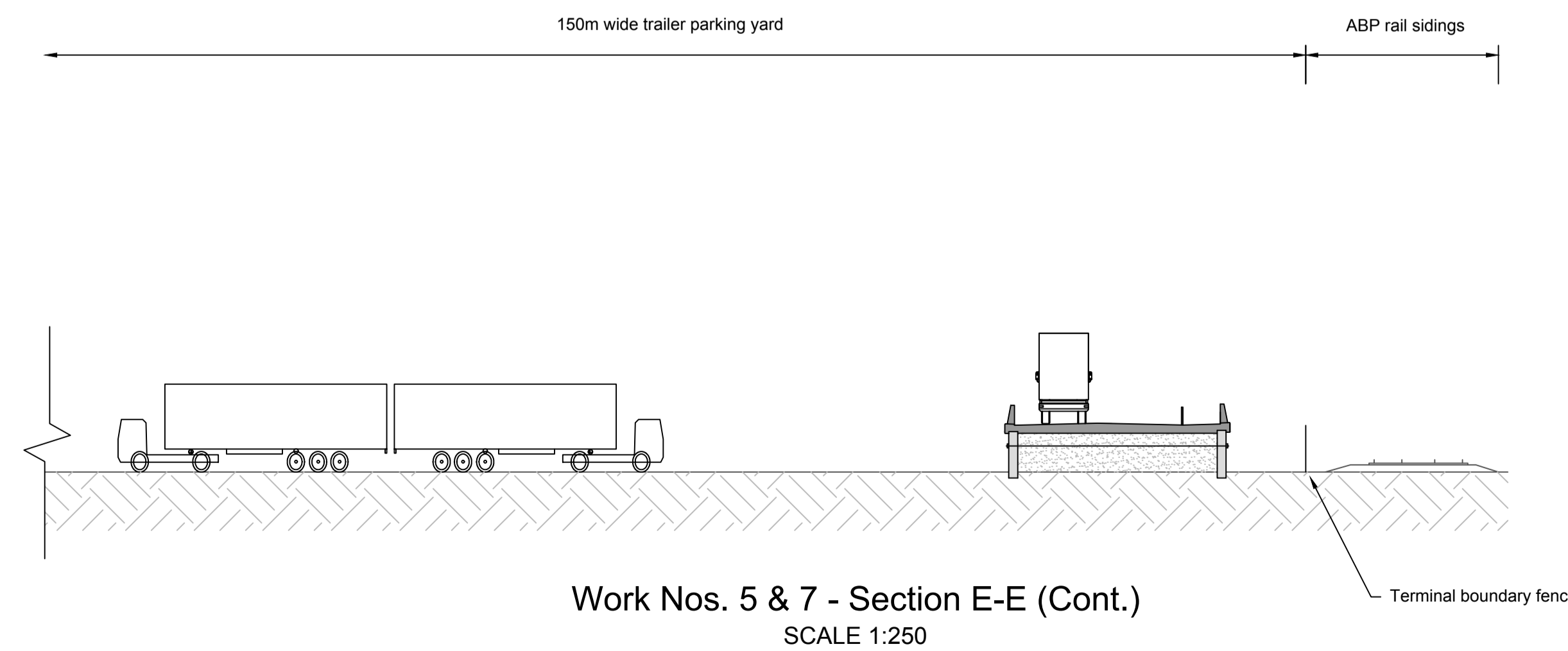
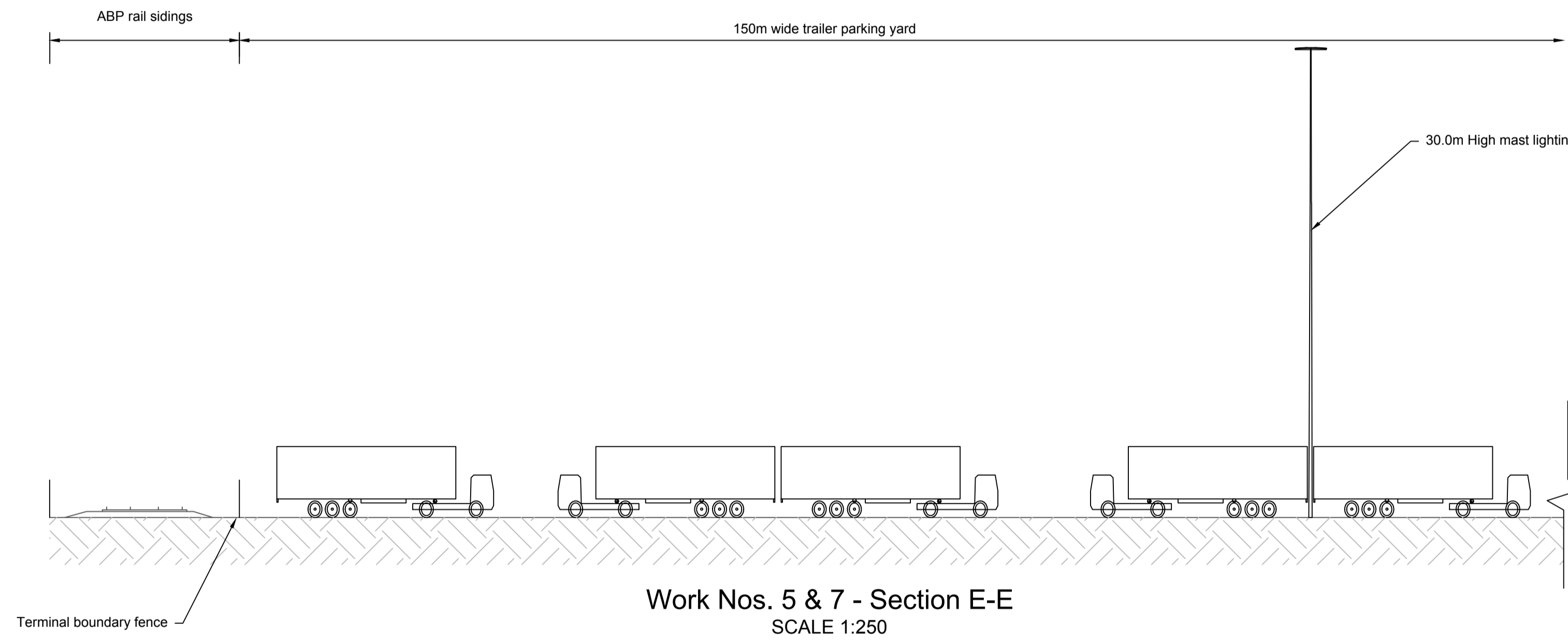
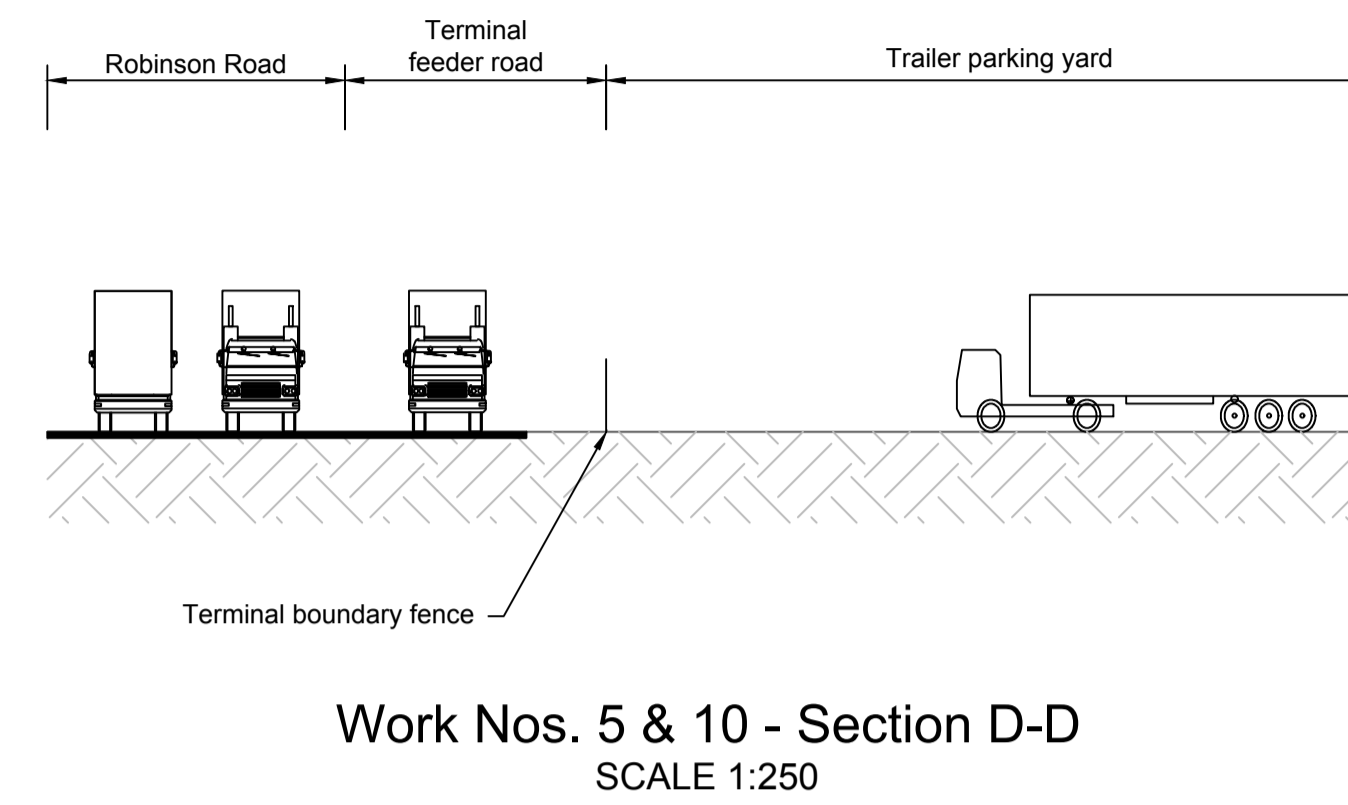

Drawing title  
**ENGINEERING SECTIONS & PLANS ILLUSTRATIVE CROSS SECTIONS TRAILER AND CONTAINER PARK REGULATION 5(2)(o)**

Drawing status	SUBMISSION VERSION	Suitability	S4
Scale	AS SHOWN @ A1		
Jacobs No.	B2429400		
Client No.			P03

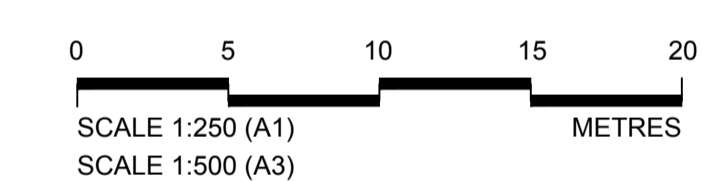
Drawing number  
**B2429400-JAC-00-ZZ-DR-ZZ-0740**

© Copyright 2022 Jacobs U.K. Limited. The concepts and information contained in this document are the property of Jacobs. Use or copying of this document in whole or in part without the written permission of Jacobs constitutes an infringement of copyright. Limitation: This drawing has been prepared on behalf of, and for the exclusive use of, the Client. Jacobs accepts no liability or responsibility whatsoever for, or in respect of, any use of, or reliance upon, this drawing by any third party.

\\ukfspp02.europe.jacobs.com\Maritime\PROJECTS\Ports\VT\B2429400-ABP-Project\Sugar\1100-Design-Engineering\1102-Drawings\01-Preliminary\02-DCO Drawings\02-1B2429400-JAC-00-ZZ-DR-ZZ-0741-P03.1.dwg - 12/09/2023 11:29:46 - 0741 - TALBOTDK



- General Notes**
1. ALL DIMENSIONS ARE IN MILLIMETRES UNLESS STATED OTHERWISE.
  2. THESE ENGINEERING SECTIONS AND PLANS SHOULD BE READ IN CONJUNCTION WITH THE KEY PLAN AND ALONGSIDE OTHER PLANS IN THE DEVELOPMENT CONSENT ORDER APPLICATION, IN PARTICULAR THE WORKS PLANS AND SCHEDULE 1 (AUTHORISED DEVELOPMENT) TO THE DEVELOPMENT CONSENT ORDER.
  3. WORK No. REFERENCES ARE DETAILED IN SCHEDULE 1 (AUTHORISED DEVELOPMENT) TO THE DEVELOPMENT CONSENT ORDER.
  4. THESE ENGINEERING SECTIONS AND PLANS WILL BE SUBJECT TO DETAILED DESIGN DEVELOPMENT; AND CHANGES WILL BE LIMITED TO BEING WITHIN THE ORDER LIMITS AND ANY OTHER CONSTRAINTS INCLUDED IN THE DEVELOPMENT CONSENT ORDER.
  5. LOCATION OF PROPOSED INFRASTRUCTURE SHOWN INDICATIVELY.



P03.1	Sept 2023	Deadline 4 submission	DT	RH	RH	CN
P03	March 2023	Sections amended per PINS Advice Note dated 6 March 2023	AE	RH	RH	CN
P02	February 2023	Submission Version	AJM	RH	RH	CN
P01	January 2023	Submission Version	AJM	RH	RH	CN
Rev	Rev. Date	Purpose of revision	Orig	Check	Rev	Apprv

**Jacobs**  
95 Bothwell St, Glasgow, G2 7HX  
Tel: +44(0)141 243 8000 Fax: +44(0)141 226 3109  
www.jacobs.com

Client  
**ABP | ASSOCIATED BRITISH PORTS**

Project  
IMMINGHAM EASTERN  
RO-RO TERMINAL

Drawing title  
ENGINEERING SECTIONS & PLANS  
ILLUSTRATIVE CROSS SECTIONS  
TRAILER PARK & WORKSHOP AREA  
REGULATION 5(2)(o)

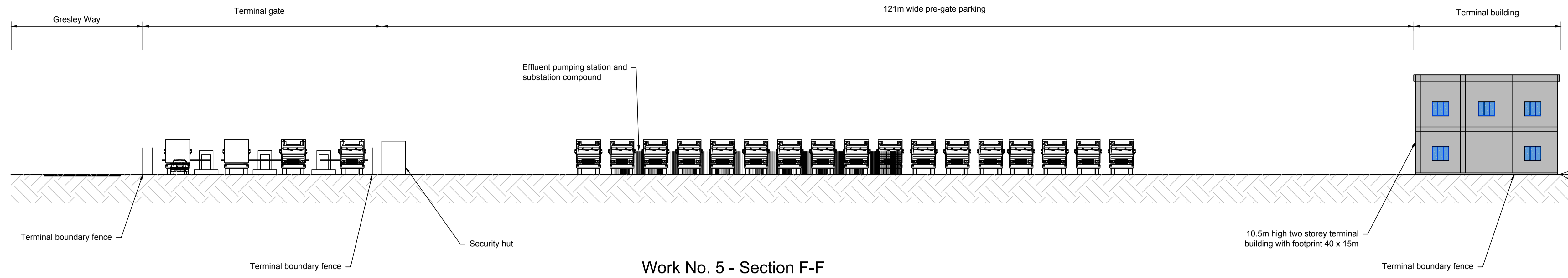
Drawing status	SUBMISSION VERSION	Suitability	S4
Scale	AS SHOWN @ A1		
Jacobs No.	B2429400	Rev	
Client No.			P03.1

Drawing number  
**B2429400-JAC-00-ZZ-DR-ZZ-0741**

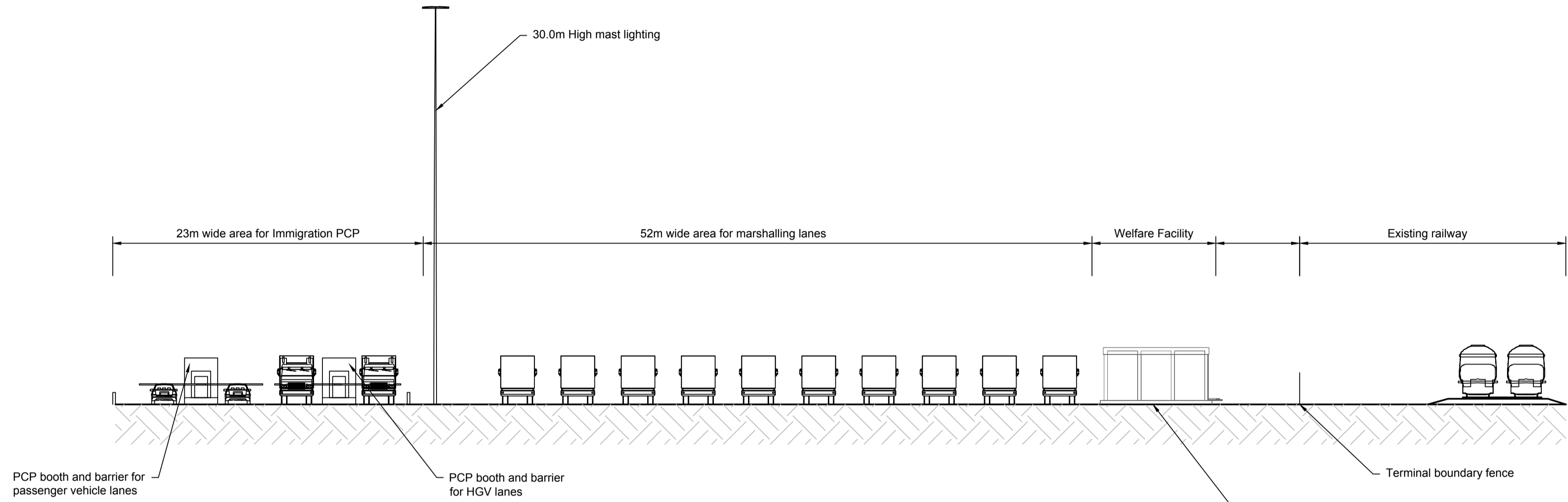
© Copyright 2022 Jacobs U.K. Limited. The concepts and information contained in this document are the property of Jacobs. Use or copying of this document in whole or in part without the written permission of Jacobs constitutes an infringement of copyright. Limitation: This drawing has been prepared on behalf of, and for the exclusive use of, Jacobs' Client, and is subject to, and issued in accordance with, the provisions of the contract between Jacobs and the Client. Jacobs accepts no liability or responsibility whatsoever for, or in respect of, any use of, or reliance upon, this drawing by any third party.



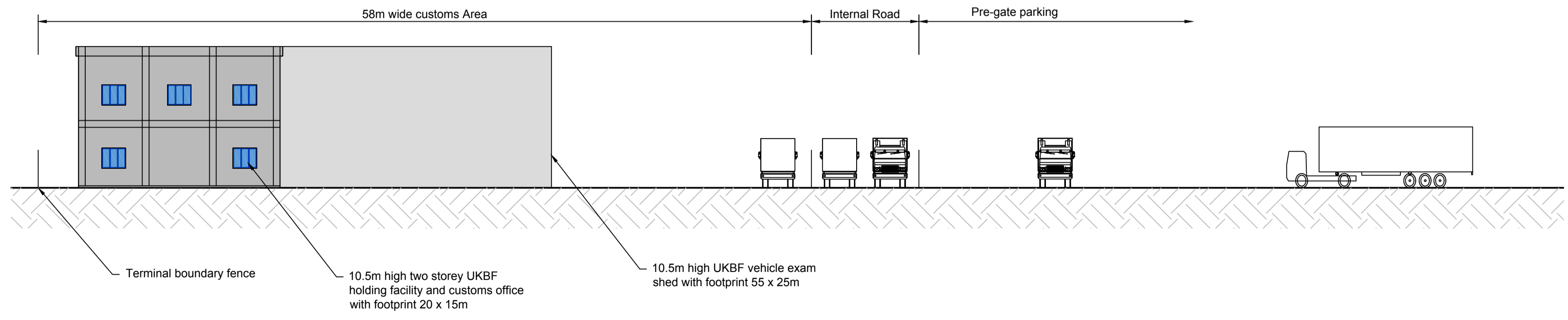
\\ukfspp02.europe.jacobs.com\Maritime\PROJECTS\Ports\VT\B2429400-ABP-Project\Sugar\1100-Design & Engineering\1102-Drawings\01-Preliminary\02-DCO Drawings\02-1B2429400-JAC-00-ZZ-DR-ZZ-0742-P03.1.dwg - 12/09/2023 12:05:58 - 0742 - TALBOTDK



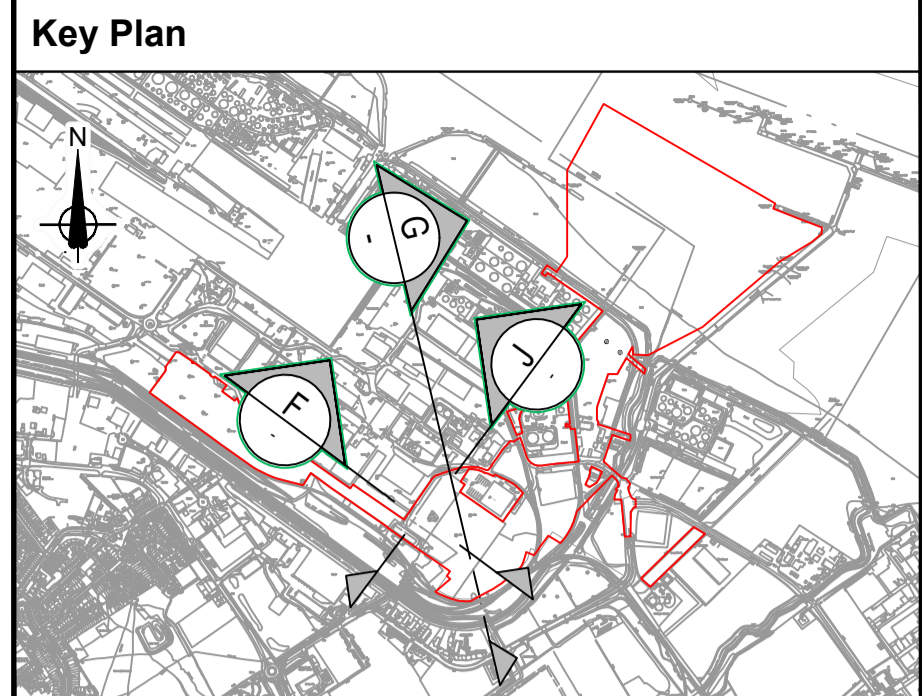
**Work No. 5 - Section F-F**  
SCALE 1:250



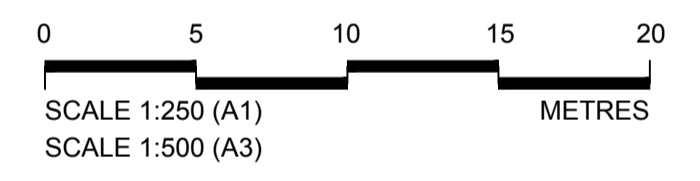
**Work No. 5 - Section G-G**  
SCALE 1:250



**Work No. 5 - Section J-J**  
SCALE 1:250



- General Notes**
1. ALL DIMENSIONS ARE IN MILLIMETRES UNLESS STATED OTHERWISE
  2. THESE ENGINEERING SECTIONS AND PLANS SHOULD BE READ IN CONJUNCTION WITH THE KEY PLAN AND ALONGSIDE OTHER PLANS IN THE DEVELOPMENT CONSENT ORDER APPLICATION, IN PARTICULAR THE WORKS PLANS AND SCHEDULE 1 (AUTHORISED DEVELOPMENT) TO THE DEVELOPMENT CONSENT ORDER.
  3. WORK No. REFERENCES ARE DETAILED IN SCHEDULE 1 (AUTHORISED DEVELOPMENT) TO THE DEVELOPMENT CONSENT ORDER.
  4. THESE ENGINEERING SECTIONS AND PLANS WILL BE SUBJECT TO DETAILED DESIGN DEVELOPMENT; AND CHANGES WILL BE LIMITED TO BEING WITHIN THE ORDER LIMITS AND ANY OTHER CONSTRAINTS INCLUDED IN THE DEVELOPMENT CONSENT ORDER.
  5. LOCATION OF PROPOSED INFRASTRUCTURE SHOWN INDICATIVELY.



P03.1	Sept 2023	Deadline 4 submission	DT	RH	RH	CN
P03	March 2023	Sections amended per PINS Advice Note dated 6 March 2023	AE	RH	RH	CN
P02	February 2023	Submission Version	AJM	RH	RH	CN
P01	January 2023	Submission Version	AJM	RH	RH	CN
Rev	Rev. Date	Purpose of revision	Orig	Check	Rev	Apprv

**Jacobs**  
95 Bothwell St, Glasgow, G2 7HX  
Tel: +44(0)141 243 8000 Fax: +44(0)141 226 3109  
www.jacobs.com

Client  
**ABP | ASSOCIATED BRITISH PORTS**

Project  
**IMMINGHAM EASTERN RO-RO TERMINAL**

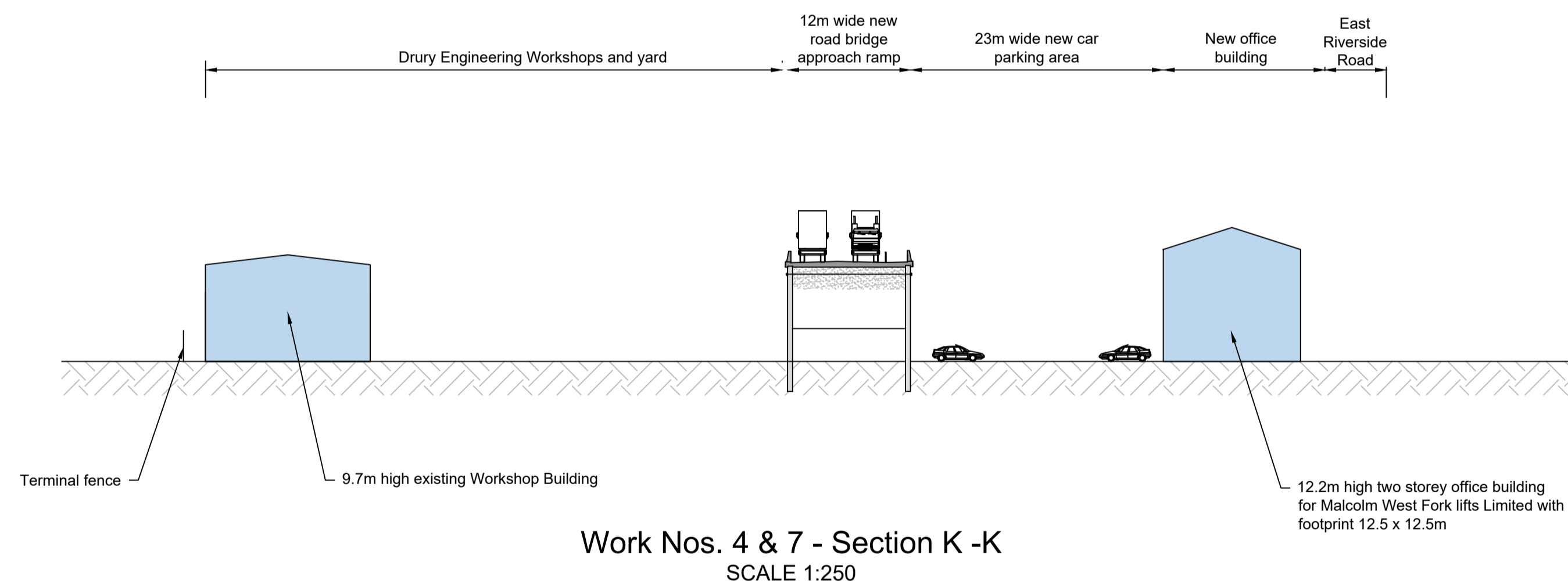
Drawing title  
**ENGINEERING SECTIONS & PLANS ILLUSTRATIVE CROSS SECTIONS PRE-GATE AND TRAILER PARK REGULATION 5(2)(o)**

Drawing status	SUBMISSION VERSION	Suitability	S4
Scale	AS SHOWN @ A1		
Jacobs No.	B2429400	Rev	
Client No.			P03.1

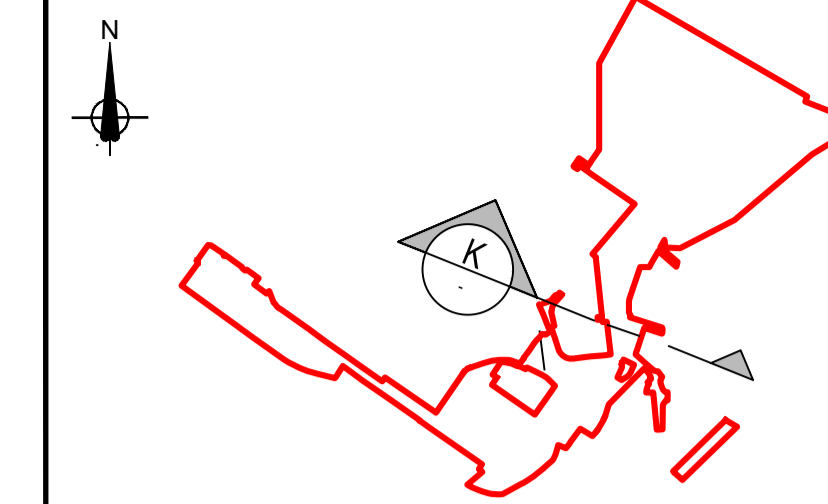
Drawing number  
**B2429400-JAC-00-ZZ-DR-ZZ-0742**

© Copyright 2022 Jacobs U.K. Limited. The concepts and information contained in this document are the property of Jacobs. Use or copying of this document in whole or in part without the written permission of Jacobs constitutes an infringement of copyright. Limitation: This drawing has been prepared on behalf of, and for the exclusive use of, Jacobs' Client, and is subject to, and issued in accordance with, the provisions of the contract between Jacobs and the Client. Jacobs accepts no liability or responsibility whatsoever for, or in respect of, any use of, or reliance upon, this drawing by any third party.

\\uksp02\Maritime\PROJECTS\Ports\VT\B2429400-ABP-Project\Sugar\1100-Design & Engineering\1102-Drawings\01-Preliminary\02-DCO Drawings\PO2.1\B2429400-JAC-00-ZZ-DR-ZZ-0743-PO2.1.dwg - 20/09/2023 12:11:32 - 0743 - EvansA1

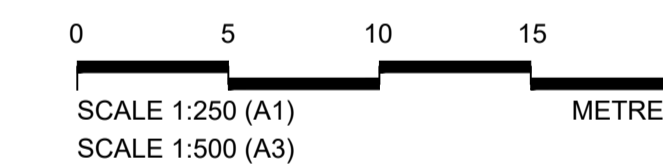


**Key Plan**



**General Notes**

1. ALL DIMENSIONS ARE IN MILLIMETRES UNLESS STATED OTHERWISE
2. THESE ENGINEERING SECTIONS AND PLANS SHOULD BE READ IN CONJUNCTION WITH THE KEY PLAN AND ALONGSIDE OTHER PLANS IN THE DEVELOPMENT CONSENT ORDER APPLICATION, IN PARTICULAR THE WORKS PLANS AND SCHEDULE 1 (AUTHORISED DEVELOPMENT) TO THE DEVELOPMENT CONSENT ORDER.
3. WORK No. REFERENCES ARE DETAILED IN SCHEDULE 1 (AUTHORISED DEVELOPMENT) TO THE DEVELOPMENT CONSENT ORDER.
4. THESE ENGINEERING SECTIONS AND PLANS WILL BE SUBJECT TO DETAILED DESIGN DEVELOPMENT; AND CHANGES WILL BE LIMITED TO BEING WITHIN THE ORDER LIMITS AND ANY OTHER CONSTRAINTS INCLUDED IN THE DEVELOPMENT CONSENT ORDER.
5. LOCATION OF PROPOSED INFRASTRUCTURE SHOWN INDICATIVELY.



PO2.1	September 2023	Deadline 4 submission	DT	RH	RH	CN
PO2	February 2023	Submission Version	AJM	RH	RH	CN
PO1	January 2023	Submission Version	AJM	RH	RH	CN
Rev	Rev. Date	Purpose of revision	Orig	Check	Rev	Apprv

**Jacobs**

95 Bothwell St, Glasgow, G2 7HX  
Tel: +44(0)141 243 8000 Fax: +44(0)141 226 3109  
www.jacobs.com

Client



Project

IMMINGHAM EASTERN  
RO-RO TERMINAL

Drawing title

ENGINEERING SECTIONS & PLANS  
ILLUSTRATIVE CROSS SECTIONS  
DRURY AREA  
REGULATION 5(2)(o)

Drawing status	SUBMISSION VERSION	Suitability	S4
----------------	--------------------	-------------	----

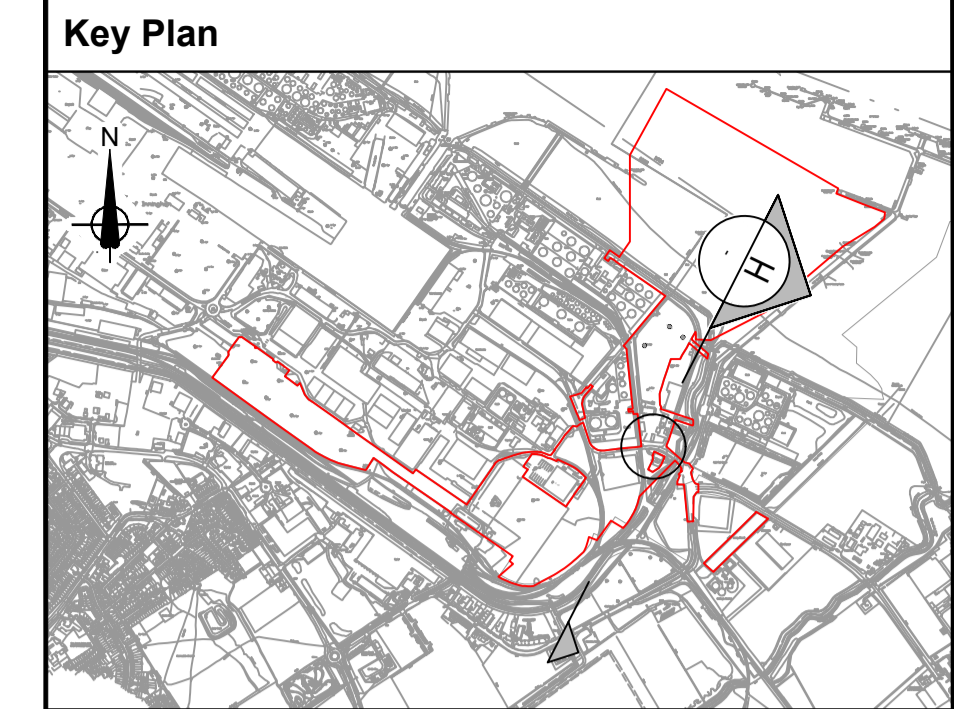
Scale	AS SHOWN @ A1	
-------	---------------	--

Jacobs No.	B2429400	Rev	
Client No.			P02.1

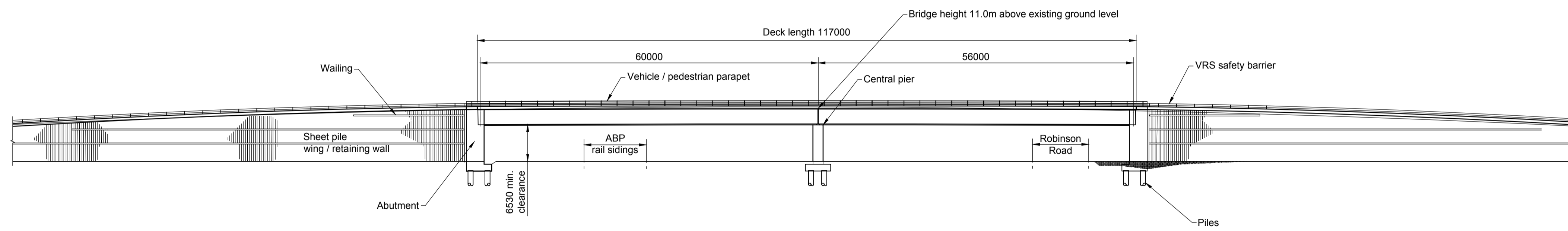
Drawing number  
**B2429400-JAC-00-ZZ-DR-ZZ-0743**

© Copyright 2022 Jacobs U.K. Limited. The concepts and information contained in this document are the property of Jacobs. Use or copying of this document in whole or in part without the written permission of Jacobs constitutes an infringement of copyright. Limitation: This drawing has been prepared on behalf of, and for the exclusive use of, Jacobs' Client, and is subject to, and issued in accordance with, the provisions of the contract between Jacobs and the Client. Jacobs accepts no liability or responsibility whatsoever for, or in respect of, any use of, or reliance upon, this drawing by any third party.

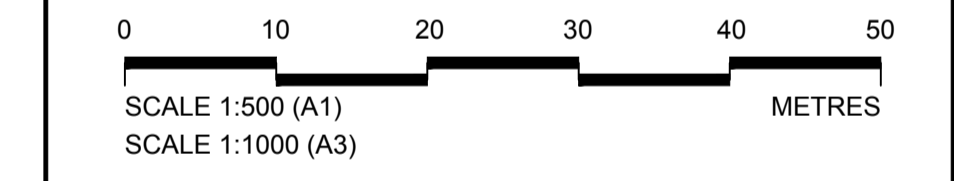
\\ukfspp02.europe.jacobs.com\Maritime\PROJECTS\Ports\VT\B2429400-ABP-Project\Sugar\1100-Design-Engineering\1102-Drawings\01-Preliminary\02-DCO Drawings\PO2-1B2429400-JAC-00-ZZ-DR-ZZ-0750-PO2-1.dwg - 12/09/2023 12:21:21 - Bridge GA - TALBOTDK



- Notes**
1. All dimensions are in millimetres unless stated otherwise.
  2. These Engineering sections and plans should be read in conjunction with the key plan and alongside other plans in the development consent order application. In particular the works plans and schedule 1 (Authorised development) to the development consent order.
  3. Work No. references are detailed in schedule 1 (authorised development) to the development consent order.
  4. These engineering sections and plans will be subject to detailed design development, and changes will be limited to being within the order limit and any other constraints included in the development consent order.
  5. Location of proposed infrastructure shown indicatively.



Work No. 7 - Section H-H  
Scale 1:500



PO2.1	September 2023	Deadline 4 submission	DT	RH	RH	CN
PO2	February 2023	Submission Version	BHW	RH	RH	CN
PO1	January 2023	Submission Version	BHW	RH	RH	CN
Rev	Rev. Date	Purpose of revision	Orig	Check	Rev	Apprv

**Jacobs**  
95 Bothwell St, Glasgow, G2 7HX  
Tel: +44(0)141 243 8000 Fax: +44(0)141 226 3109  
www.jacobs.com

Client  
**ABP | ASSOCIATED BRITISH PORTS**

Project  
IMMINGHAM EASTERN  
RO-RO TERMINAL

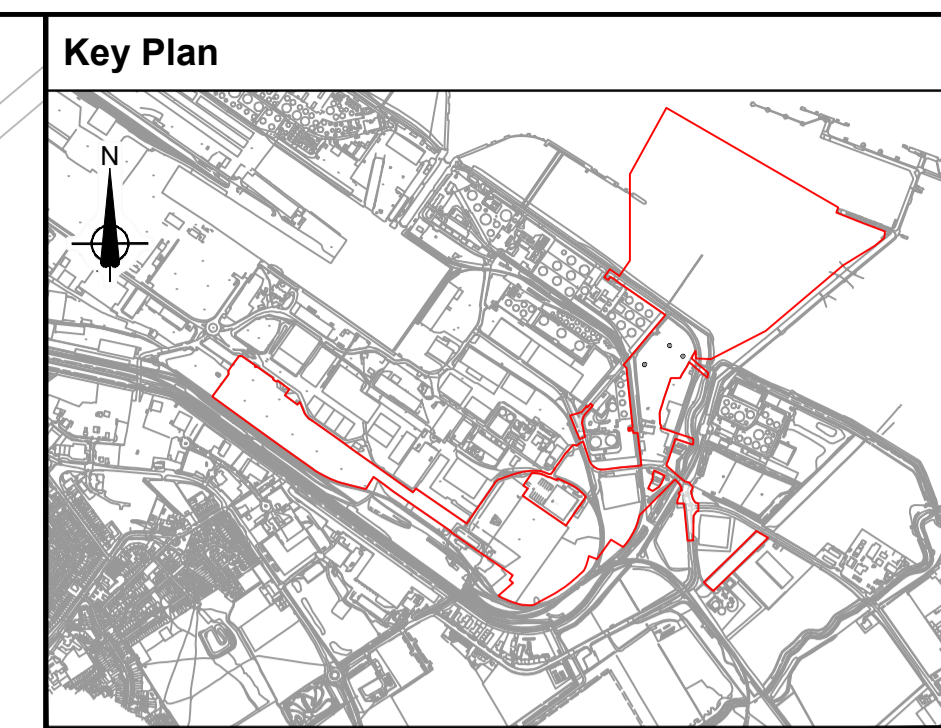
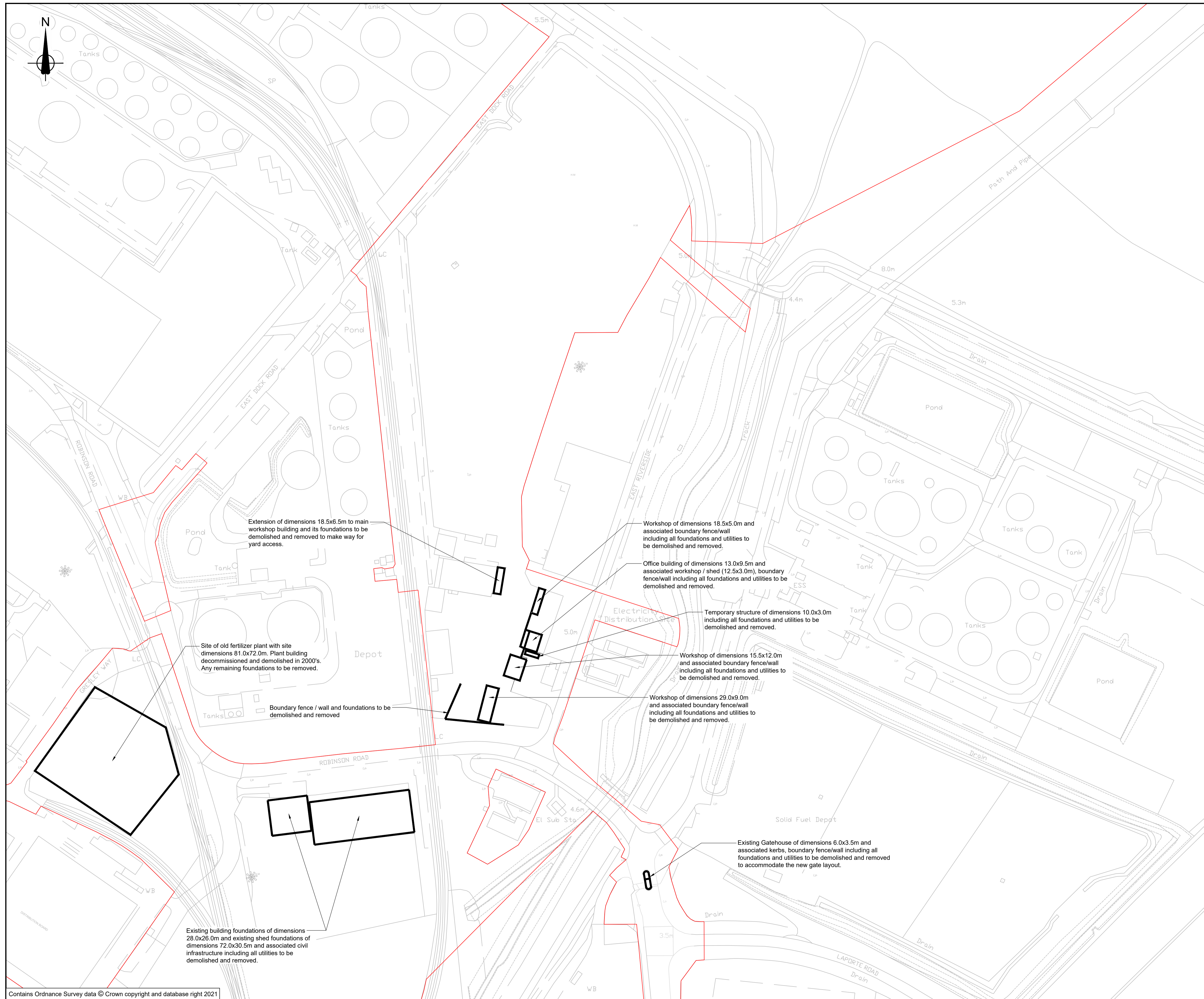
Drawing title  
**ENGINEERING SECTIONS & PLANS  
ILLUSTRATIVE CROSS SECTIONS  
ROBINSON ROAD BRIDGE  
REGULATION 5(2)(c)**

Drawing status	SUBMISSION VERSION	Suitability	S4
Scale	1:500 @ A1		
Jacobs No.	B2429400	Rev	
Client No.			P02.1

Drawing number  
**B2429400-JAC-00-ZZ-DR-ZZ-0750**

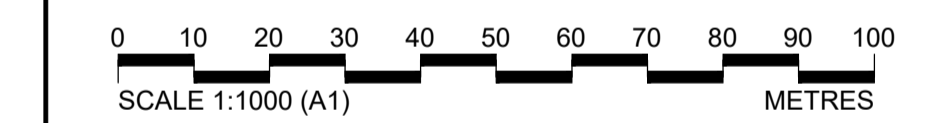
© Copyright 2022 Jacobs U.K. Limited. The concepts and information contained in this document are the property of Jacobs. Use or copying of this document in whole or in part without the written permission of Jacobs constitutes an infringement of copyright. Limitation: This drawing has been prepared on behalf of, and for the exclusive use of, Jacobs' Client, and is subject to, and issued in accordance with, the provisions of the contract between Jacobs and the Client. Jacobs accepts no liability or responsibility whatsoever for, or in respect of, any use of, or reliance upon, this drawing by any third party.

\\ukfsp02\Maritime\PROJECTS\Ports\VT\B2429400-ABP-Project\Sugar\1100 Design & Engineering\1102 Drawings\01 Preliminary\02 DCO Drawings\B2429400-JAC-00-ZZ-DR-ZZ-0801 - P02.dwg - 09/02/2023 14:10:26 - 0801 - HillsRJ



- General Notes**
1. ALL DIMENSIONS ARE IN MILLIMETRES UNLESS STATED OTHERWISE.
  2. THESE ENGINEERING SECTIONS AND PLANS SHOULD BE READ IN CONJUNCTION WITH THE KEY PLAN AND ALONGSIDE OTHER PLANS IN THE DEVELOPMENT CONSENT ORDER APPLICATION, IN PARTICULAR THE WORKS PLANS AND SCHEDULE 1 (AUTHORISED DEVELOPMENT) TO THE DEVELOPMENT CONSENT ORDER.
  3. WORK No. REFERENCES ARE DETAILED IN SCHEDULE 1 (AUTHORISED DEVELOPMENT) TO THE DEVELOPMENT CONSENT ORDER.
  4. THESE ENGINEERING SECTIONS AND PLANS WILL BE SUBJECT TO DETAILED DESIGN DEVELOPMENT; AND CHANGES WILL BE LIMITED TO BEING WITHIN THE ORDER LIMITS AND ANY OTHER CONSTRAINTS INCLUDED IN THE DEVELOPMENT CONSENT ORDER.
  5. LOCATION OF PROPOSED INFRASTRUCTURE SHOWN INDICATIVELY.

- Legend**
- Order Limits
  - Buildings to be demolished



P02	February 2023	Submission Version	BHW	RH	RH	CN
P01	January 2023	Submission Version	BHW	RH	RH	CN
Rev	Rev. Date	Purpose of revision	Orig	Check	Rev	Apprv

**Jacobs**  
95 Bothwell St, Glasgow, G2 7HX  
Tel: +44(0)141 243 8000 Fax: +44(0)141 226 3109  
www.jacobs.com

Client  
**ABP ASSOCIATED BRITISH PORTS**

Project  
IMMINGHAM EASTERN RO-RO TERMINAL

Drawing title  
**ENGINEERING SECTIONS & PLANS DEMOLITION WORKS REGULATION 5(2)(o)**

Drawing status	SUBMISSION VERSION	Suitability	S4
Scale	1:1000 @ A1	Jacobs No.	B2429400
Client No.		Rev	P02

Drawing number  
**B2429400-JAC-00-ZZ-DR-ZZ-0801**

© Copyright 2022 Jacobs U.K. Limited. The concepts and information contained in this document are the property of Jacobs. Use or copying of this document in whole or in part without the written permission of Jacobs constitutes an infringement of copyright. Limitation: This drawing has been prepared on behalf of, and for the exclusive use of, Jacobs' Client, and is subject to, and issued in accordance with, the provisions of the contract between Jacobs and the Client. Jacobs accepts no liability or responsibility whatsoever for, or in respect of, any use of, or reliance upon, this drawing by any third party.